

## 2020 Water & Wastewater/Stormwater Rates

City Council has approved a combined 4.11% increase to the water and wastewater/storm rates. The following rates based on metered water consumption are effective January 1, 2020:

|   | 2019   | 2020          | Increase |
|---|--------|---------------|----------|
| <b>Water Fixed Charge (daily)</b>                     | \$0.36 | <b>\$0.37</b> | \$0.01   |
| Consumption Charge Block 1 ( 0-10 cubic metres/month) | \$0.78 | <b>\$0.83</b> | \$0.05   |
| Consumption Charge Block 2 ( >10 cubic metres/month)  | \$1.55 | <b>\$1.64</b> | \$0.09   |
| <b>Wastewater/Storm Fixed Charge (daily)</b>          | \$0.38 | <b>\$0.39</b> | \$0.01   |
| Treatment Charge Block 1 ( 0-10 cubic metres/month)   | \$0.84 | <b>\$0.88</b> | \$0.04   |
| Treatment Charge Block 2 ( >10 cubic metres/month)    | \$1.68 | <b>\$1.75</b> | \$0.07   |

Water & Wastewater budgets contain fixed costs that are not related to how much water is used.

### ANNUAL INCREASE

The average water and wastewater / storm residential bill increase is

**\$2.48** /MONTH OR **\$29.70** /YEAR



based on an average household consuming 200 cubic metres of water annually.

### Consumption Charges



The cost of water used, which is based on a charge per cubic metre (m<sup>3</sup>). One cubic metre is equal to 1,000 litres or 220 imperial gallons.

### Treatment Charges



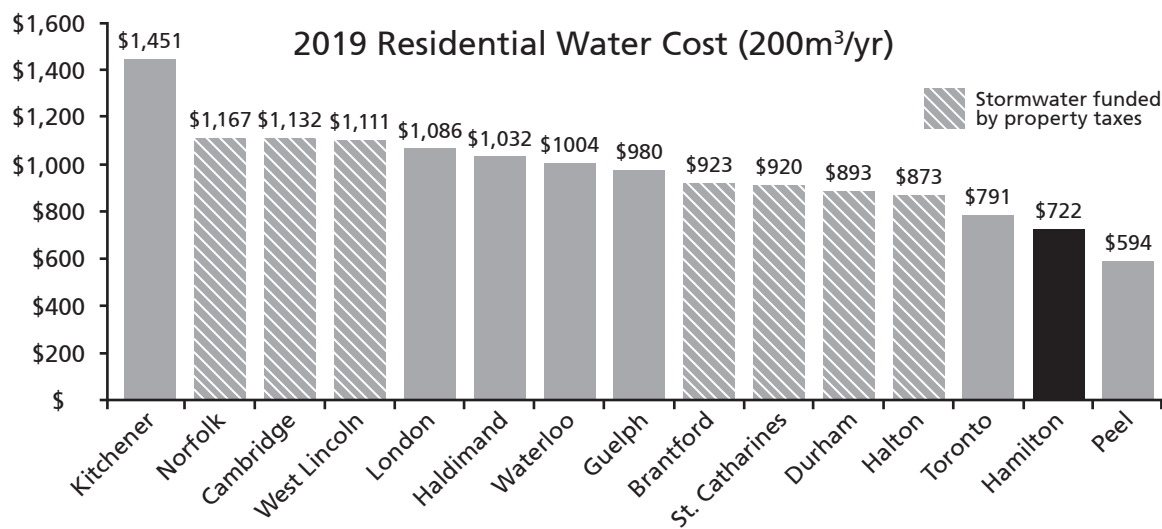
Charges are based on your water consumption and cover the cost of wastewater collection/treatment & stormwater management. Charges are based on your per cubic metre water use.

### Fixed Charges



A fixed charge applies even if you haven't used any water. Fixed costs include meter reading, billing, customer service, meter repair, capital debt financing costs & providing the public fire protection system.

**HAMILTON'S**  
water and  
wastewater/  
stormwater  
rates are among  
the lowest in  
Ontario.



For more information contact Alectra Utilities:  
905-522-9200 (Mon – Fri 8:30am to 4:30pm)  
or visit: [www.horizonutilities.com/water-wastewater-rates](http://www.horizonutilities.com/water-wastewater-rates)

The combined 4.11% rate increase will be used to support:

Investment in treatment plants, distribution / collection systems & stormwater management.

4.0%

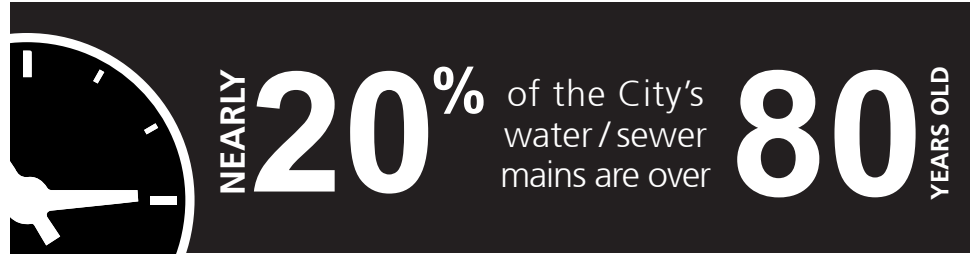


Operating and maintenance costs to keep our drinking water safe.

0.11%

### Why do rates keep increasing?

The cost to distribute, collect and treat municipal water and wastewater throughout the City remains relatively constant, regardless of the volume actually consumed by all residents. The largest portion of your bill is used for capital renewal and expansion of the City's overall water/wastewater/storm infrastructure. Aging City infrastructure becomes more costly to operate, maintain and replace.



### INFRASTRUCTURE



**13,322**  
FIRE HYDRANTS

**152,214**  
WATER METERS



**2075km** OF WATER MAINS

**1740km** OF SEWER PIPES

**1175km** OF STORM SEWERS



**1** WATER TREATMENT PLANT

**2** WASTEWATER TREATMENT PLANTS



**93** PUMPING STATIONS | **32** STORAGE FACILITIES



**7**  
WATER TOWERS

### WATER FACTS

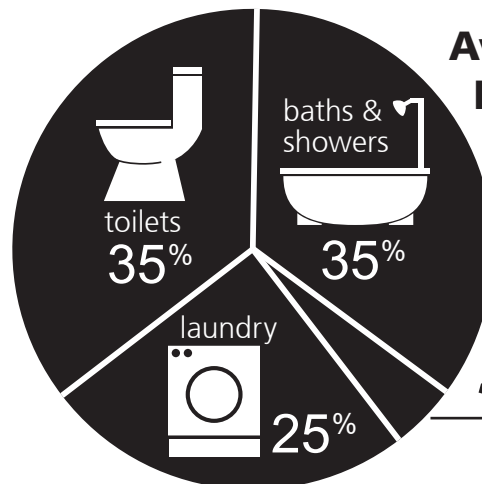


500ml of bottled water costs an average of **1.00 DOLLAR**



— OR —

you could fill a 500ml bottle from the tap **1225** TIMES



**5%** drinking & cooking